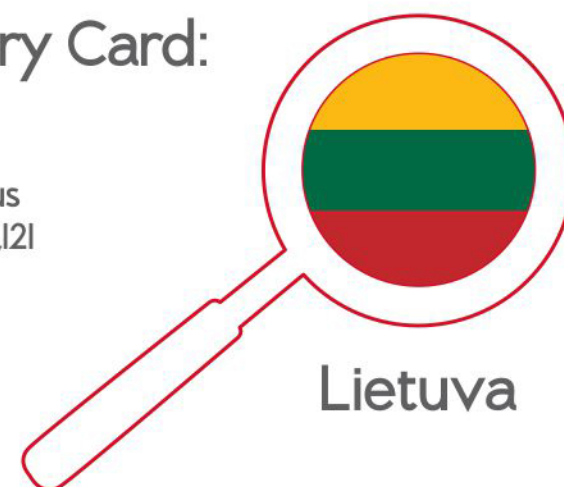




Physical Activity Country Card: Lithuania

Capital Vilnius
 Inhabitants (2013) 2,956,121
 Life expectancy (2012) 74
 GINI inequality index (2009) 0.36
 Human Development Index (2013) 0.834
 Literacy rate (2011) 100%
 Deaths by non-communicable diseases 89%



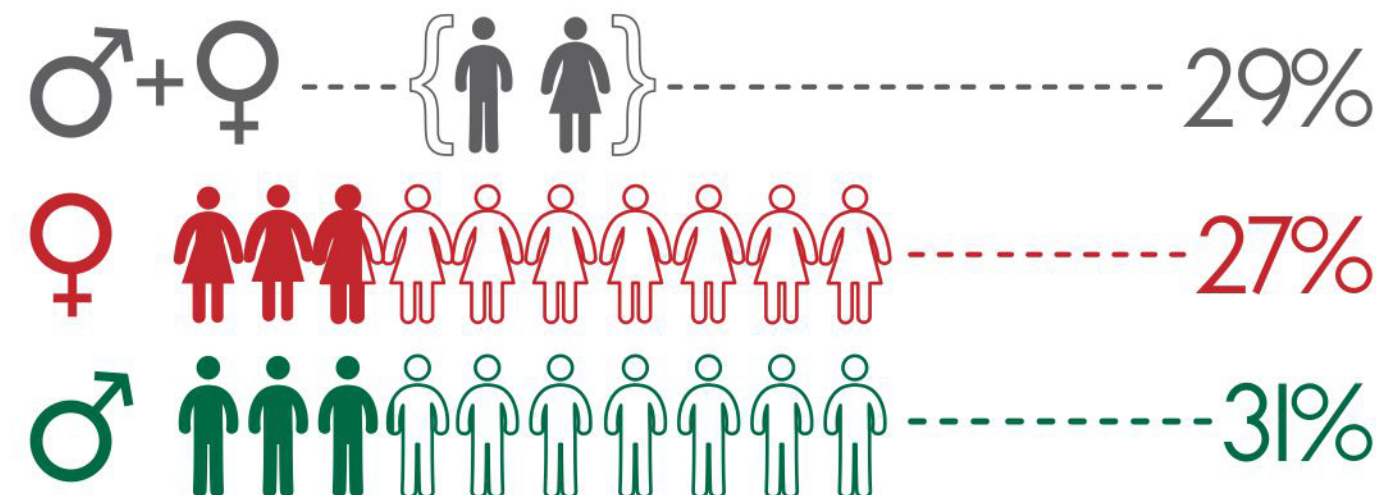
Lietuva

Deaths related to physical inactivity

» 6.0% of all deaths in Lithuania are due to inactivity.



Prevalence of Physical Activity | Aged 20-64 years*



*survey "Health Behavior among Lithuanian Adult Population"

Research metrics (PubMed search in 2013)



Contact Information

Name:
Migle Baceviciene

Institution:
Department of Health, Physical and Social Education
Institute of Sport Science and Innovations
Lithuanian Sports University,
Kaunas, Lithuania

Surveillance and policy status

Physical activity plan

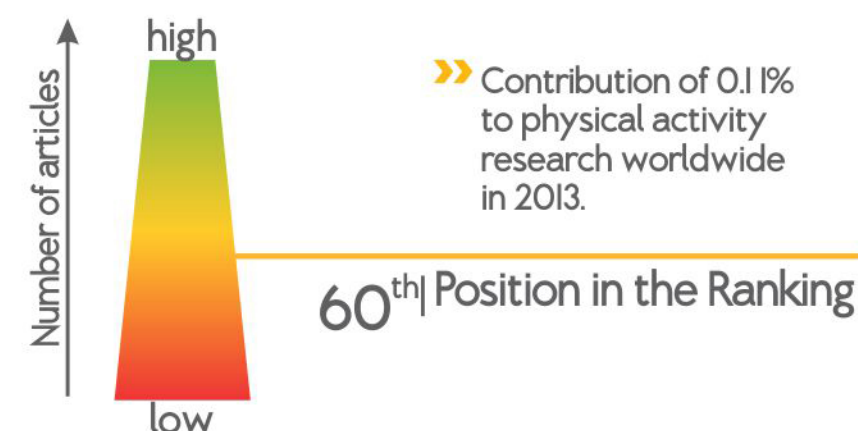
☒ Yes ☐ No

» Name:
2011-2020 State Sport Development Strategy.
Seimas of the Republic of Lithuania, Vilnius, 2011

National survey

☐ Yes
☐ First survey
☐ Most recent survey
☐ Next survey
☒ No

Physical activity promotion strategy



» Contribution of 0.11% to physical activity research worldwide in 2013.

For description of the indicators and data sources:
www.globalphysicalactivityobservatory.com/appendix

Icons by Freepik